

# How to check in for your video visit

## 1 Use a computer or device with camera/microphone



PC and Mac  
Chrome | Firefox | Safari



Android  
Chrome

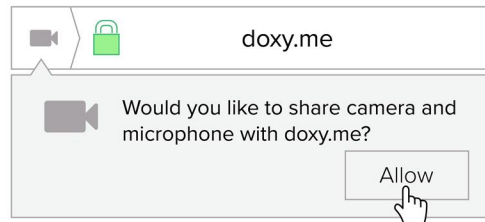


iOS  
Safari

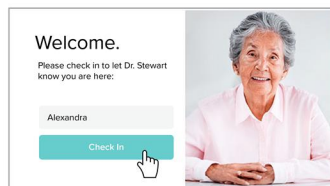
## 2 Enter your clinician's doxy.me web address into the browser



## 3 Allow your browser to use your webcam and microphone




## 4 Type in your name and click check in



- ✓ Secure
- ✓ No software to download
- ✓ HIPAA compliant
- ✓ No registration needed

## 5 Your care provider will start your visit

### Call Tips

- Make sure you have a good internet connection
- Restart your device before the visit
- Test your camera and mic from the waiting room
- Need help? Send us a message  <https://doxy.me>